





For Injection	Product number	Description
<p>Flexible PE hose</p> 	#1579	Injection hose.
<p>Shut-off valve</p> 	#1577	Regulates the inlet, flow or outlet of outlet of MM1018.
<p>Screw-in nipple</p> 	#1578 R1/4" #1578-4 M12	Injection nipple optionally as M12 or R 1/4 inch thread.
<p>Angle packer</p> 	#8201	Temporary access to the gap including injection nozzle. Is glued on and cut off again after use (diagonally).
<p>Packer</p> 	#8202	Temporary access to the gap including injection nozzle. Is glued on and knocked off again after use (flat).
<p>Hose clamp</p> 	#1576	Plastic clamp to attach the injection hose to the screw-in nipple #1578 (- 4).

For Injection	Product number	Description
<p>Empty cartridge 320ml</p> 	#1573	<p>Cartridge for mixed MM1018 FL is then sealed, inserted into the cartridge gun and is ready for injection.</p>
<p>Injection pad</p> 	Auf Anfrage	<p>Self-contained application system for the precise and environmentally friendly/clean application of MM1018 SMART and FL.</p> <ul style="list-style-type: none"> - Film 0.2 mm thick - Connections already integrated
<p>PU Screw protection</p> 	#8880	<p>Protects the screws from contact and adhesion with MM1018.</p>
<p>1K Pistol MM1018</p> 	#1574	<p>Cartridge pistol for MM1018 FL#1866 or MM1018 P #1436 and MM1018 SEALI #2108, which squeezes the material out of the inserted cartridge.</p>
<p>2K Packer glue pistol #2425</p> 	#179	<p>Cartridge pistol for packer adhesive #2425, which squeezes the material out of the cartridge.</p>

For Injection	Product number	Description
Pneumatic dispenser SMART #2492 	#8160	Pneumatic dispenser for 2K MM1018 SMART #2492
DIAMANT Spatula green 	#78	Used to smooth MM1018 SEAL that protrudes from the sealed joints. Also used to remove material from the cans.
Mixing propeller 	#0789	Is mounted on a conventional cordless drill and is used to mix component A and component B of MM1018 with low air bubbles.
Cleaner and Separator Spray 	#1534 #1355	Cleaner removes dirt and grease residues from surfaces and evaporates without leaving any residue. Separator Spray forms a separating layer on the surface and prevents MM1018 from adhering to areas to which it should not adhere.